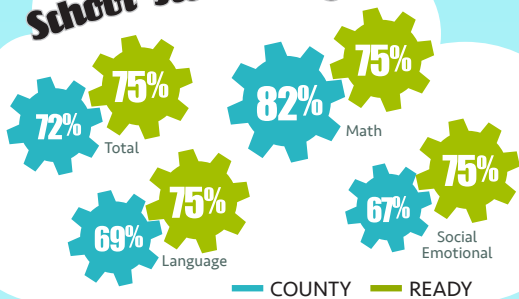


# A Portrait of Kindergarten Readiness in Humboldt County 2015

## Humboldt County School Readiness

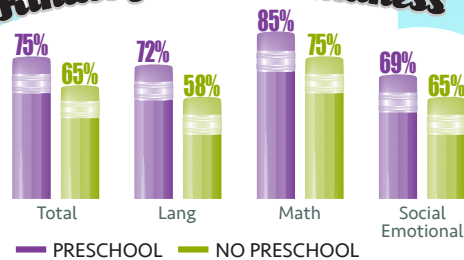


Over **1500**

TK and K Humboldt County students were assessed for school readiness in 2015

TK students were **22%** more prepared for Kindergarten than students not attending TK

## 2015 Preschool Kindergarten Readiness



**68%** attended preschool

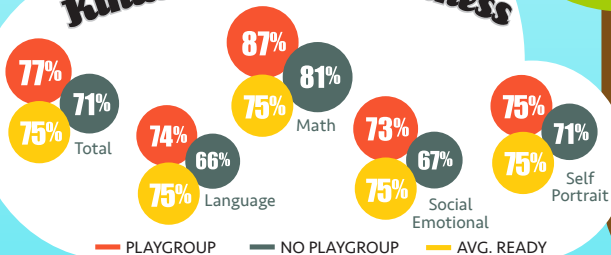


**64%** attend playgroup

**9%** of English learners attended preschool



## 2015 Playgroup Kindergarten Readiness



**7%** increase in social and emotional readiness



**89%**


of nearly 1700 Humboldt County kids were assessed for Kindergarten readiness



**66%**

of children struggle with concepts of print

Decade of Difference



**68%**  
attended  
preschool

On average, children who attended preschool were ready to attend Kindergarten and scored 10% points higher than children who did not attend preschool.

**64%**  
attend playgroup

Children who attended playgroup exhibited Kindergarten readiness skills scoring 12% points higher than children who did not attend playgroup or preschool.

**9%**  
of english  
learners attended  
Preschool

15% of incoming Kindergarten students are English Learners (EL). On average, these EL students scored 10% points lower than children who were not EL. However, English Learners who attended preschool were significantly more ready than those who did not attend preschool.

**7%**  
increase in social  
and emotional  
readiness

With concentrated effort on preschool teacher training in this area, social and emotional scores have steadily increased from 60% to 67% over the past three years. Social and emotional readiness has been the greatest need for 4 years.

**89%**  
1700 Humboldt  
County kids were  
assessed

Teachers report using the Kindergarten Screening Tool for roundup screenings, to group students at the beginning of the school year and to plan instruction to meet the immediate needs to support the student.

**66%**  
of children  
struggle with  
concepts  
of print

Entry level Language and Literacy scores have declined. As a result, 66 number of TK/K children received literacy tutors through the Decade of Difference. The area of greatest need involves awareness of how a book works and talking about the story.

**72-73%**  
County Average

Countywide readiness averages have stayed consistent for the past 4 years.